

ETL Elenchus Bibliographicus Online

Content/Coverage: Since 1924 the print volumes of the “Elenchus” section of the journal *Ephemerides Theologicae Lovanienses* have been an important bibliography for Christian theology in the broad sense. A small portion of this bibliography covering vol. 74 (1998) to date is available as [Elenchus ETL Online](#). As this database grows it will be an increasingly important resource. For now you must still consult the [print vols of ETL](#) for retrospective coverage. Print vols. continue to be shelved at the index table.

Elenchus ETL covers church history, biblical studies, dogmatics, ethics, pastoral theology, and Roman Catholic canon law. It is valued especially for systematic theology. Don’t confuse it with Elenchus of Biblica, which focuses on biblical studies. ETL indexes books, articles, essays, and dissertations mostly in European languages (including English, of course). Emphasis is on scholarly literature. Roman Catholic sources are covered especially well. Currently 14,000–15,000 new items are indexed annually.

Structure: ETL uses a subject hierarchical classified arrangement (outline) for browsing which requires you to peruse broad subject categories. There are also separate indexes for authors, names of people as subjects, etc. Search the broad subject categories of the thesaurus index and drill down. If you don’t find a match in the thesaurus index, do a keyword search in the title or some other index, view records in detail (not the abridged display), and identify the subject categories used for those records. Then execute a second search using those codes to retrieve additional potentially relevant citations.

Records: Records in the database include the title, author, source, and subject headings. Note that subject headings are not specific, but very broad categories.

Authors: Plevnik, Joseph

Title: Paul and the Parousia

An Exegetical and Theological Investigation

Publication information: Peabody MA, Hendrickson

Publication Year: 1997

Pagination: xli-351 p.

ISBN: 1-56563-180-3

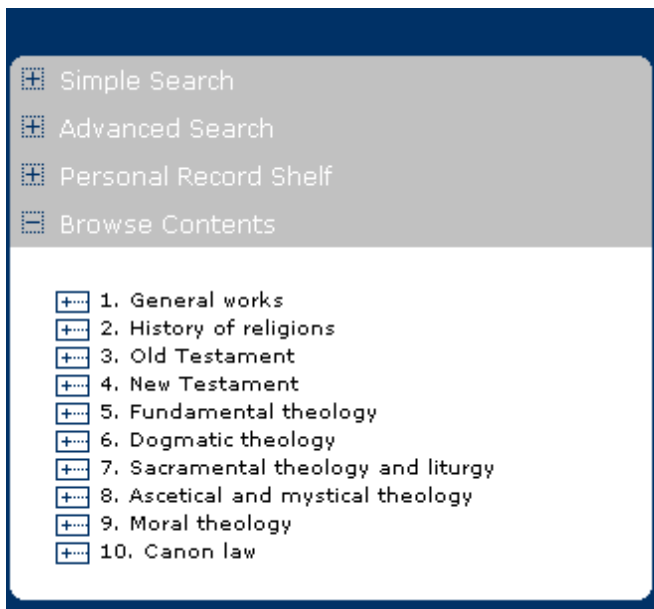
EB printed no.: 0074:06773

Subjects: • New Testament: New Testament books: Pauline literature: Paul: Theology
• Dogmatic theology: Eschatology: Eschatology in general

Fig. 1 Record for the book, *Paul and the Parousia*

Browsing

The Browse Contents section shows the 10 main divisions of the bibliography and allows you to drill down by clicking the + sign to the left of a heading that interests you. Click the final level to see an alphabetical list of titles or authors included in the section. This results list is similar to the one you pull up with a search.



Eler

Welcome to the Elenchus Bibliographicus of Theologicae Lovanienses edited by the Faculté de théologie UCLouvain and the Faculté de théologie UCLouvain. To use the full functionality of this database, you must be registered as an institutional subscriber. Please complete the registration form. Access will be granted as soon as you complete it.

If this is your first visit, it is recommended that you look at the [help files](#).

If you want to know more about the content, search capabilities and the use of the login, please contact the appropriate person. You can find his address on the contact information page.

Fig. 2 Browsing

Browsing, even when you reach the final level, offers only general topics. Note in Fig. 1 that “parousia” is not mentioned in the subject headings, as the final level in Fig. 3 illustrates. To bring up the list of all records on the subject “Eschatology in general,” click it. In August 2009 there were 958 results. To find a more specific topic than browsing allows, try searching.

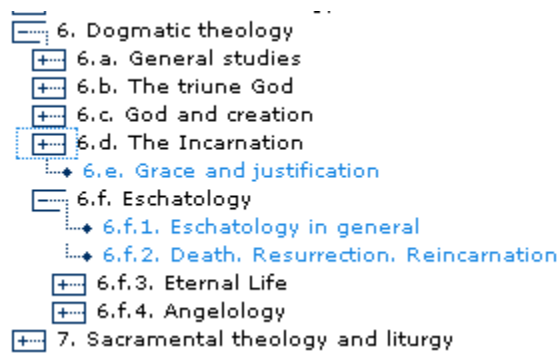


Fig. 3 Browsing Eschatology under Dogmatic theology

Searching

Click on the plus sign (+) next to the Advanced or Simple Search to open the search box.

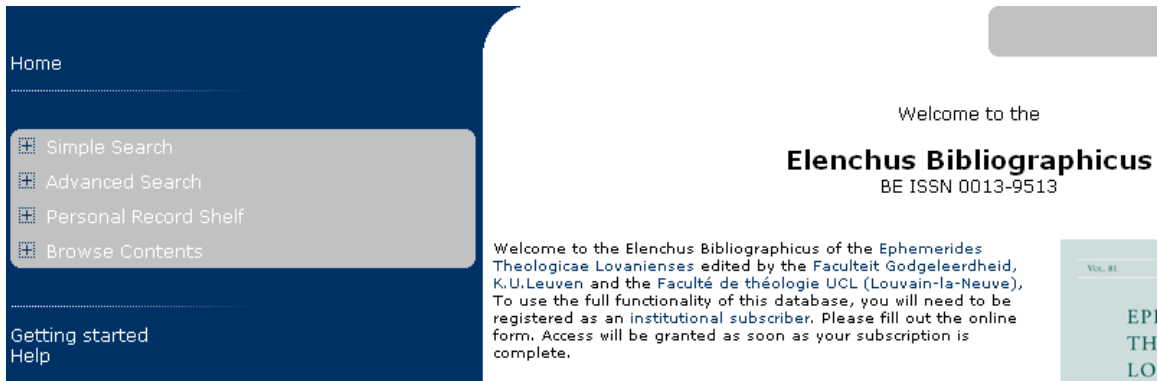


Fig. 4

Choose an index from the drop-down list and type in a keyword. When you type in at least four letters, the words in the index beginning with those letters will appear under the search box or to the right. Finish typing the word you want or click on it from the list.

To search for “parousia”, try a Thesaurus search first.

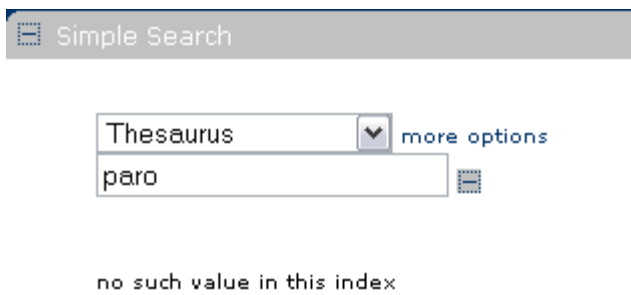


Fig. 5 A Thesaurus search from the simple search option

If a Thesaurus search fails, try a Title search. In this case, you retrieve two results with a Title search if you use the Simple Search option. Note that the titles begin with “parousia.” To find “parousia” as any word in the title, do an Advanced Search with the option to the left of the field set to “contains” rather than “starts with.”

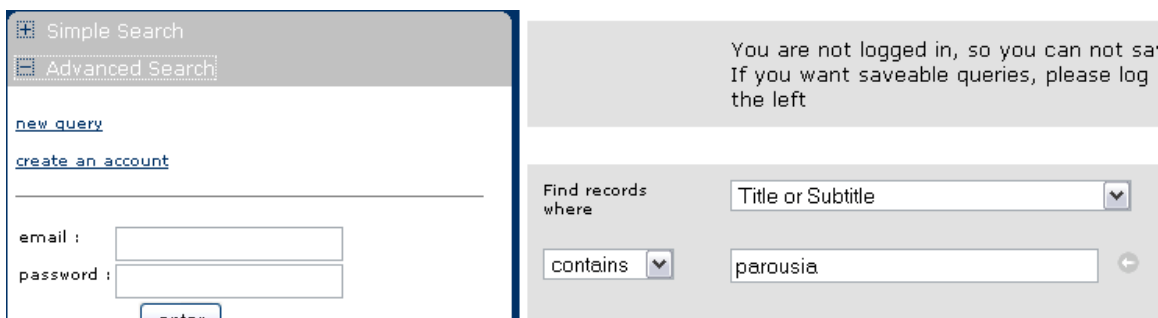


Fig. 6 A Title search from the advanced search option

Hit “search” to show the results in the “results window.” A search will find all the results in the database and give you the number of them, but only the first 200 records will show.

A search for items with titles containing “parousia” brings up 14 records.



Fig. 7 Search results for “parousia”

Click a result to view its record. To read the record, hide the search results by clicking on the minus (-) sign in the upper right corner. View the results again by clicking on the plus (+) sign.

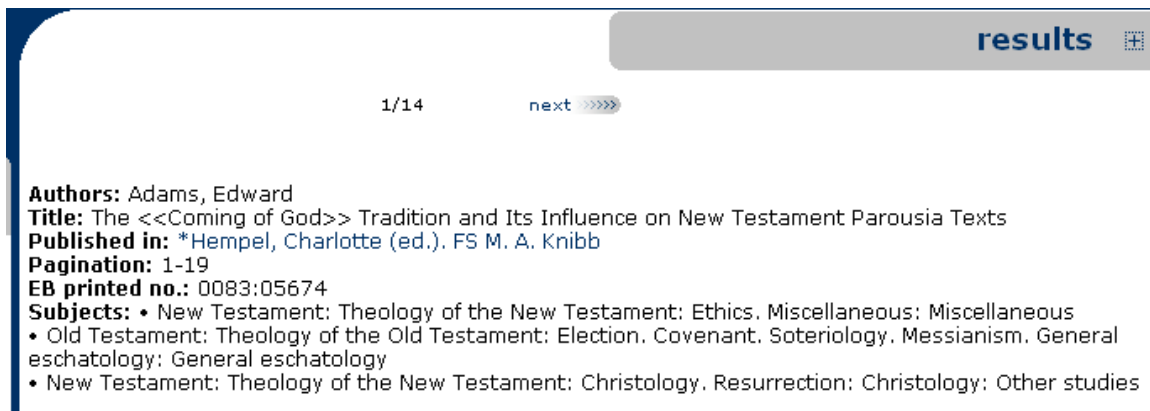


Fig. 8 Full record.

The Advanced Search offers more indexes and allows you to combine four fields with Boolean “And” or “And not.”

Indexes

A few of the indexes require some explanation.

The **Authors stricto sensu** index only includes the original works of authors. It does not include translations, reviews, introductions, etc.

Biblical Books are listed by their English name. Type in the name of the book, e.g. 2 Chronicles, and wait to see which chapters and verses are included in the list of index entries and how to type them. It will not search for an arbitrary range of chapters or verses but only for those that it lists.

Codex Iuris Canonici lists canons of Roman Catholic canon law in numerical order. Searching on a particular canon will give all the literature related to it. Articles that relate to more than one canon are listed with the first relevant canon. To find material about a specific canon, therefore, check the prior canons which are related to the same section of the CIC.

Use the **Dead Sea Scrolls** index to find works about a specific Qumran text. The list is ordered by Cave (1 to 11) or scholarly title (e.g. Damascus).

The **Historical names - Secondary Literature** index lists personal names of both past and contemporary authors with the secondary literature, such as editions and bibliographies, by or about them. Except for Arabic authors, names of popes and authors who lived up to A.D. 1453 are given in their Latin form, first name first. For Latin spelling, replace the letter “j” with “i” and the letter “e” at times with “ae”. “Ps” indicates a pseudonymous author. Examples follow: Hieronymus; Caesarius Arelatensis; Gregorius Pp. I Magnus; Ioannes Scotus Eriugena; Ps. Dionysius Areopagita; Guillelmus a Sancto Theodora; Raymundus Lullus. (Examples are from the Help page.)

The index of **Personal Names** lists all personal names in the bibliography and allows you to access all records by or about them.

For **Type of document** use article, book, or contribution.

Save Files and Queries

The Personal Record Shelf allows you to save single files to use later. To use it, create an account by clicking the + sign at Personal Record Shelf, under the Advanced Search, and following the instructions. To save queries instead of files, open the “Advanced Search” and create an account.

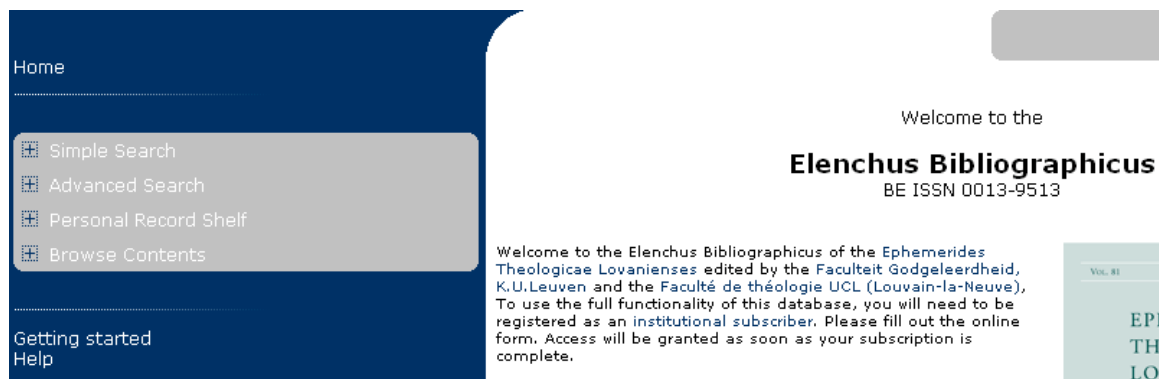


Fig. 9

To save queries instead of files, open the Advanced Search and create an account.