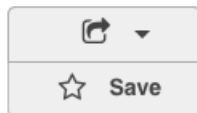


Downloading Citations to EndNote

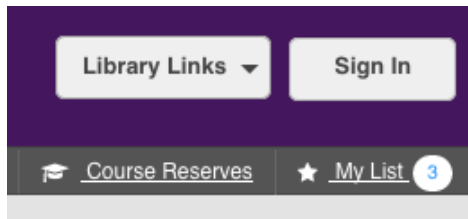
Here is how to transfer bibliographic citations from WorldCat and EBSCO into EndNote. ProQuest and other vendor interfaces work in a similar manner.

In WorldCat

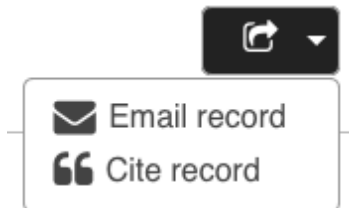
Search WorldCat. Click Save beside the records you want.



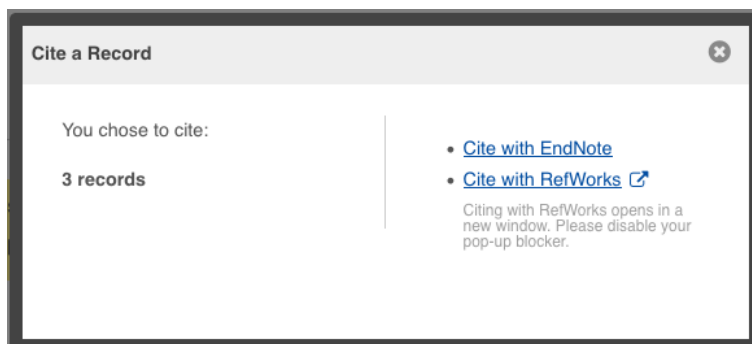
Then go to My List in the top right corner.



Choose Cite record from the drop-down under the arrow on the right.



Then click Cite with EndNote and follow instructions



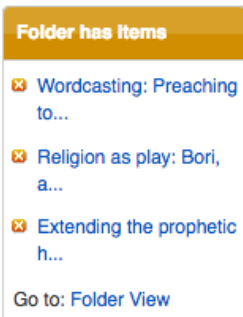
Save the RIS to your desktop. Then open the RIS file in EndNote.

In EBSCO databases (e.g. ATLA)

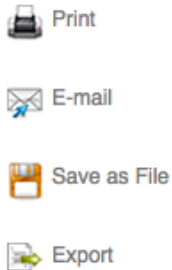
Search an EBSCO database. Click the folder icon beside the records you want.



Then go to Folder View in the Bolder has Items box.



Choose Export on the right.



Choose Direct Export in RIS Format.

Save citations to a file formatted for:

- Direct Export in RIS Format (e.g. CITAVI, EasyBib, EndNote, ProCite, Reference Manager, Zotero)
- Direct Export to EndNote Web
- Generic bibliographic management software
- Citations in XML format

Save the RIS to your desktop. Then open the RIS file in EndNote.