

SEARCHING RTA

Database Coverage

The Religious and Theological Abstracts database contains abstracts of articles from about 500 scholarly journals. Topics are biblical, theological, historical, and practical. Turpin Library owns most of the articles cited.

Starting RTA

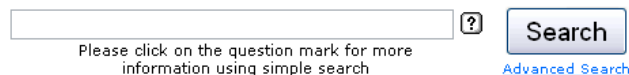
Go to library.dts.edu and click Religious and Theological Abstracts on the drop-down list of databases. If you are off-campus you will be prompted for your library login and password.

Help

For help on a search just click on the question mark icon beside any field.

Simple Search Screen

The default operator is “and.” Use quotes to indicate a phrase. See the special instructions below for searching for Scripture citations. After performing a search, you may perform a second search within the results of the first search.



Please click on the question mark for more information using simple search

? [Advanced Search](#)

Sample searches:

Example 1: **original sin** [finds records that mention "original" AND "sin"]

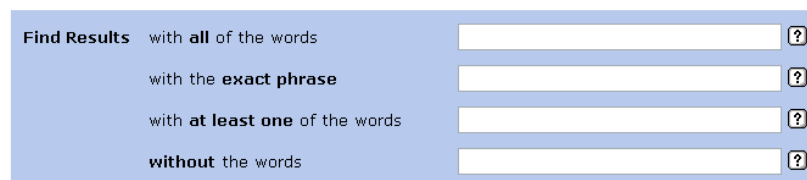
Example 2: **"Gospel of Thomas"** [finds the EXACT PHRASE Gospel of Thomas]

Example 3: **Exod 20** [finds records that contain this Scripture citation]

fig. 100

Advanced Search Screen

To go to the advanced search, click Advanced Search on the simple search screen. This screen gives you opportunity to specify author or title, search for Scripture citations, limit the date of publication, choose the journal, combine terms, omit words, or use exact phrases with ease. Guidelines for most fields are included. Set up your search using the fields you wish. Once you perform a search, you may perform a second search within the results of the first search.



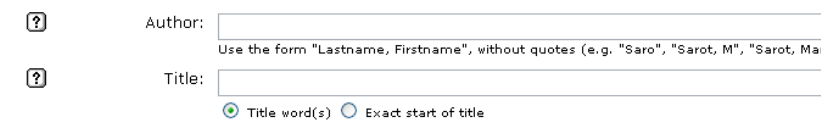
Find Results with **all** of the words ?

with the **exact phrase** ?

with **at least one** of the words ?

without the words ?

with specifics:



? Author:

Use the form "Lastname, Firstname", without quotes (e.g. "Saro", "Sarat, M", "Sarat, Mar")

? Title:

Title word(s) Exact start of title

fig. 200

Limiting by Date

On the advanced search screen, you may limit a search by date. Use a four-digit format. Examples:

2002 — specifies articles published in 2002

2002+ or 2002- — specifies articles published in 2002 or afterward

-2002 — specifies articles published in 2002 or before

2002-2006 — specifies articles published between 2002 and 2006 inclusive

2002, 2004, 2006 — specifies articles published in 2002 or 2004 or 2006

Searching for Scripture Passages

The simple search field and the Scripture Citation field in the advanced search allow searching for Scripture passages. In both cases you may search for a book of the Bible, a single verse, or a verse range.

Names of books of the Bible may be written out in full or abbreviated RTA style. For example, for Galatians, use “Galatians” or “Gal,” and for Ephesians, use “Ephesians” or “Ep” (without the quotes). There does not appear to be a list of abbreviations.

Write a single verse or verse range as you normally would, making sure that you do not leave spaces between any numbers. For example, type Exod 1:5-11, not Exod 1: 5 – 11. An RTA search for Exod 1:5-11 will bring up results for Exod 1:7 as well.

To search for entire books of the Bible, use “book of _____” such as “book of exodus” (without the quotes). The Scripture Citation field finds nothing for the search “exodus” although the search field in the simple search brings up some results. These results are incomplete, however, and not all are about the book of Exodus.

Example Complex Search

How would you search for (law or covenant) and (Romans or Galatians)? RTA does not allow the use of parentheses, but such a search is still possible using the Within Previous Results option.

Go to the Advanced Search screen. In the Scripture Citation field, type “book of rom or book of gal” (without the quotes). Hit <enter>. From the results screen, click Advanced Search again and click in the box at the bottom of the screen that says Within Previous Results.

In the field that allows searching for at least one of the words entered into it, type “law covenant” (without the quotes). Hit <enter>.

Results List

When you perform a search, your list of results includes the author, title, and citation. Foreign language titles are followed by an English translation.

(Tag All) (Untag All) with selected: (view) (remove) Results 1-500 of 3177

Author	Title	Journal
<input type="checkbox"/> Gribble, Richard	Cardinal Humberto Medeiros and the Desegregation of Boston's Public Schools	J of Church and State 2006, Vol. 48(2), pp: 327-354
<input type="checkbox"/> Claassens, L. Juliana M.	And the Moon Spoke Up: Genesis 1 and Feminist Theology	Review and Expositor 2006, Vol. 103(2), pp: 325-342
<input type="checkbox"/> Neil, Bronwen	Exploring the Limits of Literal Exegesis: Augustine's Reading of Gen 1:26	Pacifica 2006, Vol. 19(2), pp: 144-155
<input type="checkbox"/> Rode, Daniel	Unidad y Crecimiento Eclesiologicos Causados por la Accion del Espiritu Santo segun Efesios 4:1-6	DavarLogos 2006, Vol. 5(1), pp: 63-69
<input type="checkbox"/> Halpern-Amaru, Betsy	A Note on Isaac as First-born in Jubilees and Only Son in 4Q225	Dead Sea Discoveries 2006, Vol. 13(2), pp: 127-133
<input type="checkbox"/> Burnett, Joel S.	Forty-Two Songs for Elohim: An Ancient Near Eastern Organizing Principle in the Shaping of the Elohistc Psalter	J for the Study of the Old Testament 2006, Vol. 31(1), pp: 81-101
<input type="checkbox"/> Aulret, Pierre	A l'ombre de tes ailes je crie de joie. Nouvelle etude structurale du psaume 63 (In the Shadow of Your Wings I Cry for Joy: A New Structural Study of Psalm 63)	Biblische Zeitschrift 2006, Vol. 50(1), pp: 90-98

fig. 300

Viewing Abstracts

View abstracts individually or in a list.

Viewing Tagged Entries: 3 of 7.

Author: Neil, Bronwen
Title: Exploring the Limits of Literal Exegesis: Augustine's Reading of Gen 1:26
Journal: Pacifica
Year: 2006
Volume: 19(2)
Page: 144-155
Abstract: Examines Augustine's understanding of the literal and figurative approaches to interpreting Scripture, using Gen 1:26 as a lens to view his changing understanding of what "literal" meant over the course of 30 years of commentaries on the book of Genesis. In his earlier commentaries, he seems to redeem the verse from the Manichaeian charge of anthropomorphism by giving it an allegorical reading. Some years later, now ordained and on the way to being made a bishop, Augustine attempts a literal reading in the Incomplete Commentary on Genesis. In the complete Literal Commentary on Genesis 3:19, he furnishes a Trinitarian reading of "Let us make humankind in our image and likeness." By the completion of his great manual on exegesis, De doctrina christiana, he displays a more complex attitude toward the interpretation of Scripture: the reader has to determine whether a verse is meant literally or figuratively (or both). ([To Top](#))

fig. 400

To view a single abstract, click on an item in the results list. This takes you to the Single Search Result display where you may read the abstract. Use cursor arrows as shown in the picture on the screen to move forward and backward in the list or to select a record. Select the ones you want and click View My Selection to go to the list of abstracts you chose. From there you may delete one at a time. Print, save, or e-mail the list by clicking the appropriate link at the top of the page.

To view multiple abstracts, click Tag All at the top left of the list or click in the boxes of the individual records you wish to save. Then click View. You will go to a list of citations with abstracts where you may delete individual records. Print, save, or e-mail the list by clicking the appropriate link at the top of the page. The list you print, save, or e-mail will always include the abstracts.

Caution

Use of RTA is intuitive except in a few instances, such as listing date ranges or searching whole books of the Bible. See instructions for those. Some abstracts include misspellings, and searches may bring up records that do not appear to conform to the search criteria. These should be few, but they do exist.